
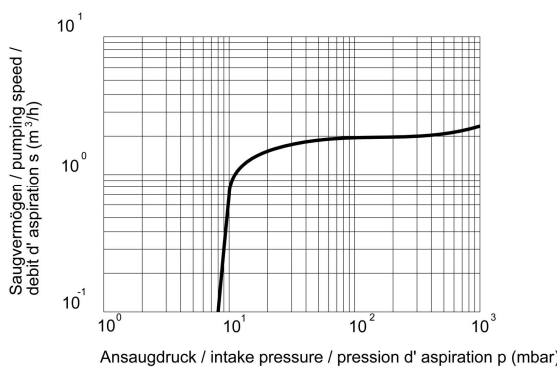



Data Sheet (EN)

Translation of the german original

WELCH
by Gardner Denver

Figure:	Designation:	Intake pressure-/Pumping speed-Diagram:
	<p>Vacuum Pump System</p> <p>Model MXPC 303 Z</p> <p>Order number 117047</p>	

Technical Data:		
Parameter	Data	Unit
Pumping speed 50/60 Hz DIN 28432 at rated speed 1500 min ⁻¹	2.0 / 2.2	m ³ / h
Ultimate pressure at rated speed 1500 min ⁻¹	< 5	mbar
Ultimate pressure with gas ballast at rated speed 1500 min ⁻¹	8	
Max. Inlet - / Outlet pressure	1,1	bar
Reference surface sound pressure level DIN EN ISO 2151	< = 44	dB (A)
Intake- / Exhaust connection	Hose nozzle DN 8/10 for hose inside diameter 8-10mm	-
Ambient temperature	+ 10 to + 40	°C
Max. operating gas temperature	+ 40	
Voltage, Frequency	230, 50/60	V, Hz
Motor power	180	W
Operating mode	S1	-
Type of protection (Motor) DIN EN 60529	IP 40	-
Motor / Class of insulation DIN EN 600034-1	F (160°C)	-
Type Examination Certificate no.	WELCH_ATEX_03-01	-
Designation EX	 II3G IIC T3 X (internal Atm. only)	-
Dimensions (W/D/H)	250 / 350 / 440	mm
Weight	14.7	kg

Application:
The Vacuum Pump System MXPC Series is especially suitable for applications for distillation and evaporation of solvents. It finds its use in laboratories or industry, specifically for pumping aggressive gases and vapors.

Design:	Materials of the medium-affecting parts:	
<p>The Vacuum Pump System MXPC is used for vacuum generation in local networks. It consists of a dry-running, two-stage chemical resistant diaphragm pump with gas ballast valve, the suction side condensate separator (round bottom flask 500 ml) for collecting liquids and particles. An emission condenser is provided on the pressure side for solvent recovery, as an isolated intensive condenser with connections for cooling water supply and return, as well as a 500 ml round piston and safety valve.</p>	Seals	EPDM
	Screw fittings / Connection elements	PVDF
	Valves	PEEK
	Form diaphragms	Elastomer + PTFE layer
	Vacuum hoses	PTFE
	Pump heads	PTFE with carbon-fibre reinforcing
	Round-bottomed flask / Intensive cooler	Glass with plastic coating

Data Sheet (EN)

Translation of the german original



Accessories:	Order number:
<p>Digital Vacuum Controller VCpro 601 benchtop Measurement-/ control- / regulation device for vacuum processes, which with adjustable parameters, is used for control of an absolute pressure between normal pressure and 1 mbar for vacuum applications in the industrial sector and laboratories. With integrated pressure sensor, airing -, vacuum control- and check valve</p>	600100
<p>Vacuum dial gauge with swifile adapter G1/4" for MXPC Bourdon Vacuum gauge. Measuring range 1000 – 1mbar. Equipped with a swifile adapter which allows a 360° rotation of the vacuum gauge</p>	600203
<p>Vacuum digital gauge with swifile adapter G1/4" for MXPC Digital Vacuum gauge Measuring range 1000 – 1mbar. Equipped with a swifile adapter which allows the manometer to be optimally positioned. The digital manometer are budget-friendly and provide high accuracy with a 4-digit LCD display. Power is supplied by a coin cell battery.</p>	600204
<p>Rotary Evaporator connection kit, includes fittings and hoses for vacuum & cooling water</p>	112575
<p>Vacuum Oven connection kit, DN 16+25 KF, with DN 8 red rubber vacuum hose, flange/hose nozzle adapters</p>	404005
<p>Red Vacuum Rubber hose, 18 / 8 x 5 mm Natural rubber tubing with extra-heavy wall especially recommended for vacuum work</p>	828310-4
<p>PVC Fabric Cool Water Tube, ID = 8 mm x Wall Thickness = 3 Long-lasting PVC hose for easy connection of cooling water to an exhaust emission condenser of a vacuum pump</p>	828346
<p>Vacuum hose PTFE, 10 / 8 x 1 mm PTFE tubing - ideal for use as a connection between a vacuum system and a vacuum network for a safe and leak-tight connection</p>	828332
<p>Inlet adapter, DN 16 KF - 1/4", PVDF Screw in adapter to upgrade an MXPC pump to fit an DN16KF hose or other KF components.</p>	710116-01
<p>Mini-Vacuum Network – run upto 3 application simultaneously. Extend your vacuum pump to support upto three applications simultaneously. The manual flow control valves allow gentle vacuum control for each application individually. Each port has a non-return valve included to minimize cross-contamination. An MPC or MXPC or existing vacuum pump can be easily connected with PTFE (18/8x5 mm) or rubber vacuum hose (ID DN8). The Mini-Network be mounted directly to a wall or on a stainless steel lab frame (adapter rods are included in the scope of delivery). Space saving assembly and plug and play solution. E.g run a 3 benchtop rotavaps with 1 Vacuum source – energy saving and environmentally friendly.</p>	700553



WolfLabs

Pricing on any accessories shown can be found by keying the part number into the search box on our website.

The specifications listed in this brochure are subject to change by the manufacturer and therefore cannot be guaranteed to be correct. If there are aspects of the specification that must be guaranteed, please provide these to our sales team so that details can be confirmed.

www.wolflabs.co.uk

Tel : 01759 301142

Fax : 01759 301143

sales@wolflabs.co.uk

Please contact us if this literature doesn't answer all your questions.